

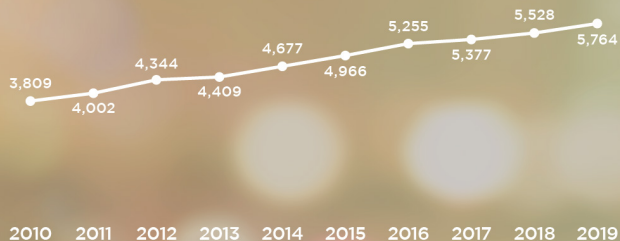


2019年

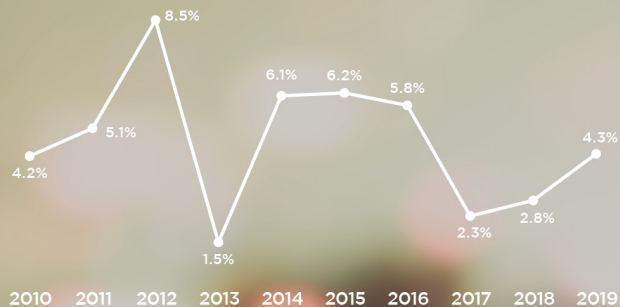
Destaques
da CEM em 2019 澳電摘要

CEM Highlights 2019

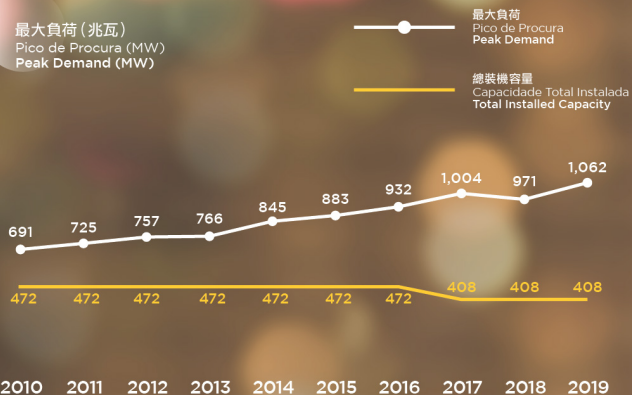
總用電量 (吉瓦時)
Consumo Bruto de Energia (GWh)
Gross Energy Consumption (GWh)



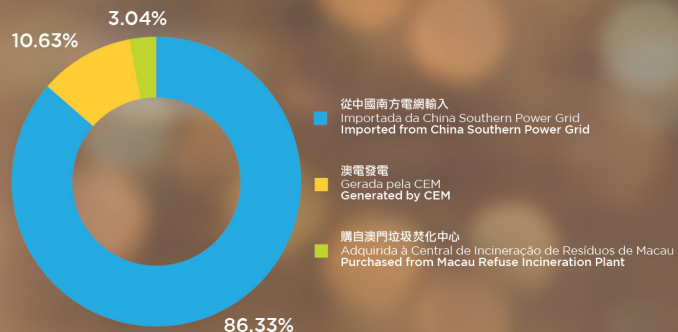
總用電量增長率
Taxa de Crescimento do Consumo Bruto
Gross Consumption Growth Rate



最大負荷 (兆瓦)
Pico de Procura (MW)
Peak Demand (MW)

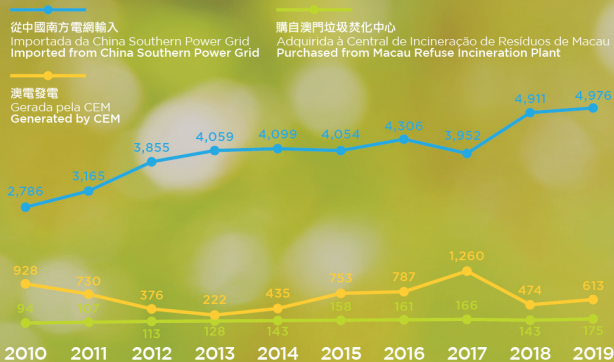


能源結構
Estrutura Energética
Energy Source Mix



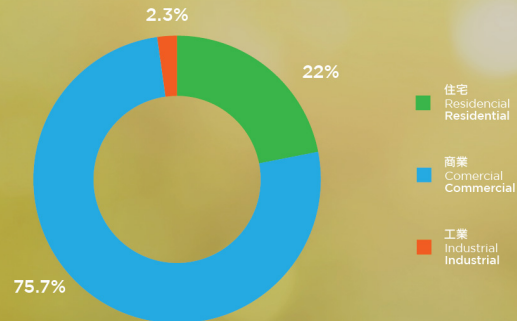
發電量及購電量 (吉瓦時)

Quantidade de Energia Produzida e Adquirida (GWh)
Quantity of Energy Generation and Purchase (GWh)



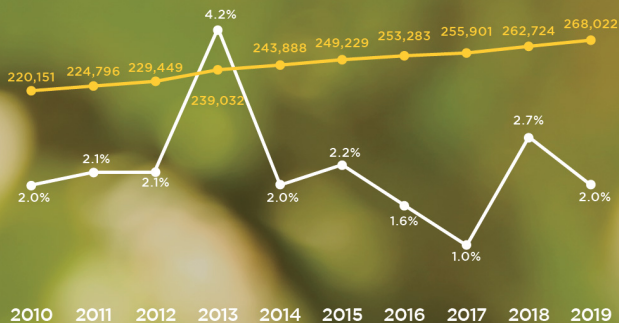
客戶用電分類

Classificação do Consumo de Energia
Classification of Energy Consumption



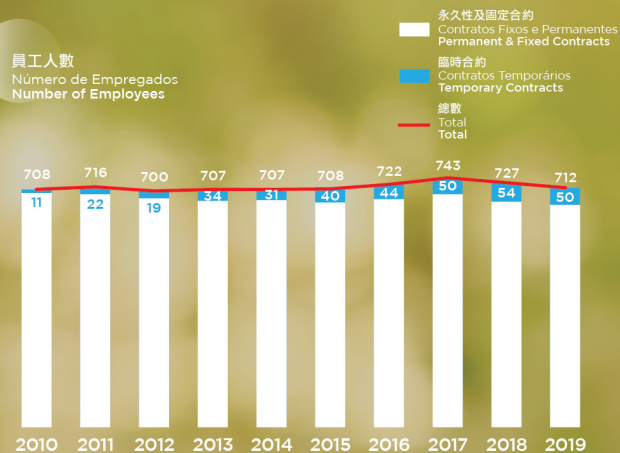
客戶人數及增長率

Número de Clientes e Taxa de Crescimento
Number of Customers and Growth Rate




員工人數

Número de Empregados
Number of Employees



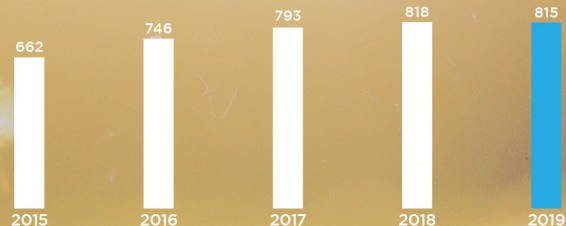
營運效率 (吉瓦時/員工)

Eficiência Operacional (GWh/Empregado)
Operational Efficiency (GWh/Employee)



純利 (澳門幣百萬元)

Lucro Líquido (Milhões de Patacas)
Net Profit (MOP Million)



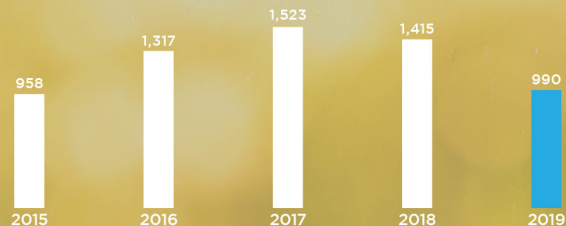
2010 2011 2012 2013 2014 2015 2016 2017 2018 2019

附註: 包括臨時合約、永久性及固定合約員工

Nota: Estão incluídos os empregados com contratos temporários, permanentes e fixos
Note: Temporary contract, permanent and fixed contract staff are included

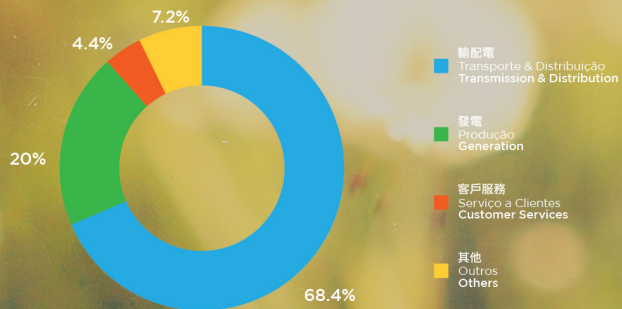
投資 (澳門幣百萬元)

Investimento (Milhões de Patacas)
Investment (MOP Million)



投資分佈

Estrutura de Investimento
Investment Breakdown



電力收費管制備用金 (澳門幣百萬元)

Provisão para Estabilização Tarifária (Milhões de Patacas)
Provision for Tariff Stabilization (MOP Million)

